

## Blowers Green Primary: School at Home **Year 2**

Thursday 30<sup>h</sup> April 2020



E-mail: [yeartwo@blowers.dudley.sch.uk](mailto:yeartwo@blowers.dudley.sch.uk)

Good morning Class 2!

Below are your 'School at Home' tasks for today along with any links and resources which will help you to complete your home learning.

You can e-mail any questions you might have to the e-mail address above.





Some supporting materials and tasks are at the bottom (after the table below). Keep scrolling down to find them!

Good luck and well done for continuing your learning and working so hard! We can't wait to see your work.

Mrs Potter & Miss Pylypiak-Clancy

P.S

Remember, you also have your challenges to work on!

Subject	Task																		
PE	<p>Live at 9am every day, take part in 'P.E. with Joe Wicks' using the link below:</p> <p><a href="https://www.youtube.com/channel/UCAxWIXTOiEJo0TYIRfn6rYQ">https://www.youtube.com/channel/UCAxWIXTOiEJo0TYIRfn6rYQ</a></p>																		
Maths	<p><u>Warm your maths brains up today by:</u></p> <ul style="list-style-type: none"><li>Practising your 2x, 3x, 5x and 10x tables on times table rock stars.</li></ul> <p><b>Fractions</b></p> <p>This week we have been practising fractions. Today, we would like you to use what you have learnt so far to answer these fraction questions. We have written the fractions as words.</p> <p>Find the fractions.. Do as many as you can. Start on <b>red</b>, then <b>yellow</b>, then <b>green</b>. Do the challenge attached below if you can.</p> <table><tr><td>1. Half of 4</td><td>7. Half of 12</td><td>13. Half of 18</td></tr><tr><td>2. Half of 8</td><td>8. Half of 16</td><td>14. Half of 24</td></tr><tr><td>3. A quarter of 4</td><td>9. A third of 12</td><td>15. A third of 21</td></tr><tr><td>4. Half of 10</td><td>10. A third of 15</td><td>16. A third of 24</td></tr><tr><td>5. A quarter of 12</td><td>11. A quarter of 16</td><td>17. A quarter of 28</td></tr><tr><td>6. A quarter of 8</td><td>12. A quarter of 20</td><td>18. A quarter of 24</td></tr></table>	1. Half of 4	7. Half of 12	13. Half of 18	2. Half of 8	8. Half of 16	14. Half of 24	3. A quarter of 4	9. A third of 12	15. A third of 21	4. Half of 10	10. A third of 15	16. A third of 24	5. A quarter of 12	11. A quarter of 16	17. A quarter of 28	6. A quarter of 8	12. A quarter of 20	18. A quarter of 24
1. Half of 4	7. Half of 12	13. Half of 18																	
2. Half of 8	8. Half of 16	14. Half of 24																	
3. A quarter of 4	9. A third of 12	15. A third of 21																	
4. Half of 10	10. A third of 15	16. A third of 24																	
5. A quarter of 12	11. A quarter of 16	17. A quarter of 28																	
6. A quarter of 8	12. A quarter of 20	18. A quarter of 24																	
Phonics	<p>Go to the website <a href="https://www.phonicsplay.co.uk/">https://www.phonicsplay.co.uk/</a>. Use the free login provided on the site to login. Click on your phonics phase and choose an activity. Spend 10 minutes practising your phonics.</p> <p><u>Tip:</u> If you get stuck, type in 'Mr Thorne does phonics' into YouTube. He can help!</p>																		
Writing	<p>This week we will be continuing to focus our writing on the story of 'The Selfish Crocodile' by Faustin Charles.</p> <div></div>																		

When the animals see the crocodile they have no idea he is in pain. Think of what the animals might say to each other when they see him. Write as many sentences as you can. You could also use a different word for said to make your writing more interesting using the list below.

exclaimed screamed

whispered shouted

mumbled muttered



**Remember:** Use speech marks to show when someone is talking.

Here is our sentence:

"What is the matter with him?", whispered the giraffe.



### Challenge

Write another sentence telling me what another animal would say.

**Remember:** If you find this tricky, use your phonics to fill in the gaps in my sentence.

"What \_\_\_\_\_?", said the giraffe.

### Reading

Practise your reading skills by trying the activities attached below. Start on activity 1, then try activity 2 if you can.

### History

#### Time capsule


In the future people will look back at our lives now and want to know more about how we lived in the year 2020.

Sometimes people bury a box in the ground with items that show what their lives are like now for people to find in the future. These are called time capsules. People sometimes put photographs inside, special objects such as a toys or clothes they used to wear. Then when they are found people will learn a lot about the past.

We would like you to draw what you would put in your own time capsule. Have a think about your favourite things that show who you are for people to find in the future. Have a think about your favourite books, toys, films, food, people and

activities.

Here is what Miss Pylypiak-Clancy would put in her time capsule.



Please send us pictures of what you would put in your time capsule, we would love to know what you have put inside!

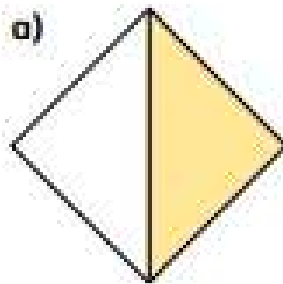
If you find this tricky, draw a picture and label your favourite toy. You could write a sentence about how it works or what it is made from using your phonics.

**Extra fun:**

If you fancy stretching your body after all your hard work, try this quick yoga activity:

<https://www.youtube.com/watch?v=4OSZl84Lr7A>.

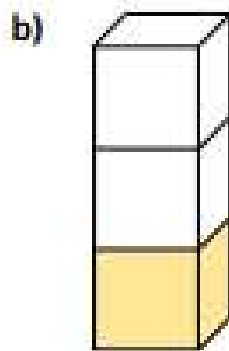
1 Complete the sentences for each shape.



There are  equal parts.

There is  part shaded.


is shaded.



There are  equal parts.

There is  part shaded.

is shaded.

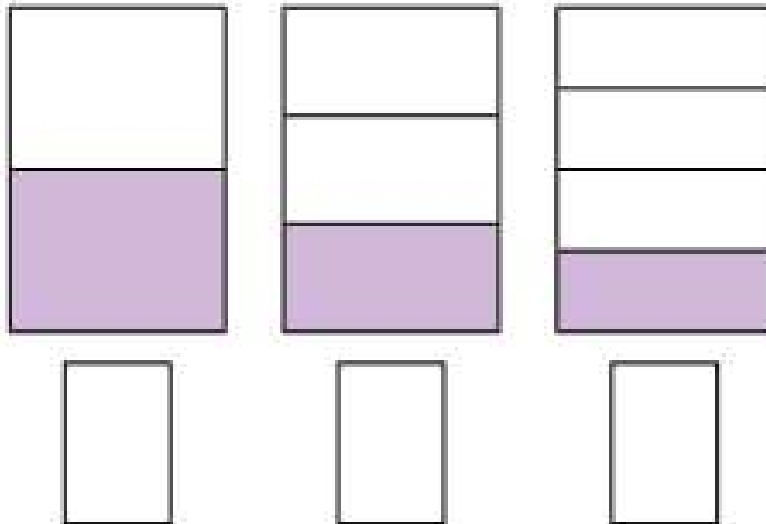
2 There are  equal parts. 

There is  part circled.

is circled.

3.

What fraction of each shape is shaded?





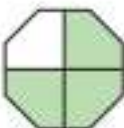



What is the same about the fractions?

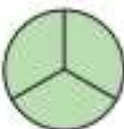



What is different about them?

4.

Complete the sentences.

a)  There are 3 equal parts.  
There are 2 parts shaded.  
 is shaded.

b)  There are  equal parts.  
There are  parts shaded.  
 is shaded.

c)  There are  equal parts.  
There are  parts shaded.  
 is shaded.

5. Miss Pylypiak-Clancy has a box of biscuits with 20 biscuits in.  
One quarter of the biscuits are chocolate biscuits.
- a) How many biscuits are chocolate biscuits?
  - b) How many biscuits are not chocolate biscuits?

# What Plants Need to Grow

## 6 To grow properly, a plant needs:

- 7 • air;
- 8 • light;
- 9 • water;
- 10 • nutrients;
- 11 • warmth.



## 16 Why does it need them?

- 27 • If a seed is not warm enough, it will not germinate.
- 35 Germination is when the seed starts to sprout.
- 45 • If a plant does not have enough light, it will
- 56 grow to be tall and flimsy as it tries to search
- 63 for light. The plant will probably die.
- 74 • If a plant is not watered enough, its stem will be
- 85 fragile and it will have very dry leaves. Again, it will
- 88 probably not survive.
- 99 So, where is the best place to grow a healthy plant?

Reading 1

# Quick Questions



1. What do you think would happen if you planted a seed and put it into a cold, dark cupboard?
- \_\_\_\_\_
- \_\_\_\_\_
- \_\_\_\_\_



2. What is germination?
- \_\_\_\_\_
- \_\_\_\_\_
- \_\_\_\_\_



3. Find and copy the word that means the same as the adjective 'delicate'.
- \_\_\_\_\_
- \_\_\_\_\_
- \_\_\_\_\_



4. Where would be the best place to grow a healthy plant?
- \_\_\_\_\_
- \_\_\_\_\_
- \_\_\_\_\_



## The Zoo Vet

On Monday, George the giraffe visited the vet. He had a sore throat. The vet gave George some medicine and a scarf to wrap around his neck.

Thanks to the vet, the patient soon began to feel much better.



On Tuesday, Fatima the flamingo visited the vet. She had a broken wing. The vet bandaged Fatima's wing and put it into a sling.

Thanks to the vet, the patient soon began to feel much better.

On Wednesday, Cam the chameleon visited the vet. He had a temperature. The vet put a cool flannel on Cam's head and gave him plenty of water to drink.

Thanks to the vet, the patient soon began to feel much better.



On Thursday, Eric the elephant visited the vet. He had a cold. The vet gave Eric a big hankie and a hot-water bottle.

Thanks to the vet, the patient soon began to feel much better.



On Friday, Tori the tiger visited the vet. She had a thorn stuck in her paw. The vet pulled the thorn out of Tori's paw and wrapped it in a bandage.

Thanks to the vet, the patient soon began to feel much better.

Oh no! On Saturday, it was the vet who was feeling poorly!

On Sunday, he put some cream on his spots and got plenty of rest...



...and soon began to feel much better!



## Questions

1. What job does the main character have in the story? Choose one.
  - a) He is a teacher.
  - b) He is a taxi driver.
  - c) He is a vet.
2. Which animals appear in the story? Choose two.
  - a) an elephant
  - b) a giraffe
  - c) a polar bear
3. What does the zoo vet do to help Fatima the flamingo? Choose one.
  - a) He gives her some medicine.
  - b) He builds her a new home.
  - c) He puts her wing in a sling.
4. What did the vet give to Cam the chameleon? Choose one.
  - a) plenty of milk
  - b) plenty of juice
  - c) plenty of water
5. What happens on Saturday and Sunday in the story? Choose one.
  - a) The zoo vet has a party.
  - b) The zoo vet is poorly.
  - c) The zoo vet goes to the cinema.